

16' Catalina Dual Temp



Swim Side Configuration:

- (3) River Jets
- (4) Pumps
- (15) Jet Body Massage
- 220V / 60 amp

Spa Side Configuration:

- Seating for 4
- (20) Stainless Jets
- One Pump
- 220V / 50 amp

C630 Portable

90" x 190.5" x 54"

Capacity:

2000 Gallons

Approximate Weight:

2900 Dry 19,575 Filled

Spa Side Standard Features:

Fixed See Through Divider
Touchscreen Controls
Blower
Clear View H-500 Ozonator
Underwater Lighting
(2) Lit Crystal Water Spouts
Lit Controls
Lit Jets
(8) Perimeter Lights
(2) Cabinet Accent Lights
Insulated Cover

Swim Side Standard Features:

Touch Screen Topside Controls
Auxiliary Topside Controls
Bluetooth Digital Audio Package
Clear View H-500 Ozonator
Underwater Lighting
(6) Lit Crystal Water Spouts
Lit Controls
Lit Jets
(8) Side Lights
(4) Step Lights
(16) Perimeter Lights
(2) 18" Crystal Waterfalls
Blower in Body Massager
(2) Stainless Exercise Rail
Insulated Cover
Ceramic Swim Lane Tile
Ceramic Water Line Tile
100 s/f Filter



Options & Upgrades



Entertainment & Comfort

- Any Temp **Hot** & **Cold** Spa System
- Island Spa Mist System
- Wi-Fi

Colors

- Glass Tile Inlay
- Synthawood® Cabinetry

Equipment

- Variable Speed Pump Package


Fitness

- Swim Pro Pole & Harness
- Underwater Cycle
- Underwater Treadmill


Water Purification

- UV Sanitation System

Acrylic Color Options:




Cover Color Options:




Synthawood® Cabinetry Options:




Ceramic Tile Options:



Mayan
Copper



Midnight
Blue



Navy


Glass Tile Upgrades:



Aquamarine




Arctic Blue



Bronze



Silverado



Steel Blue