

18' & 20' Catalina Dual Temp



C620 Portable

90" x 214" x 54"

C621 Inground

90" x 237" x 54"

Capacity:

2450 Gallons

Approximate Weight:

3100 Dry 23,550 Filled

Spa Side Standard Features:

Fixed See Through Divider
Digital Topside Controls
Blower
Clear View H-100 Ozonator
Underwater Lighting
(2) Lit Crystal Water Spouts
Lit Controls
Lit Jets
(12) Perimeter Lights
(2) Cabinet Accent Lights
Insulated Cover

Swim Side Standard Features:

Touch Screen Topside Controls
Auxiliary Topside Controls
Bluetooth Digital Audio Package
Clear View H-500 Ozonator
Underwater Lighting
(8) Lit Crystal Water Spouts
Lit Controls
Lit Jets
(8) Side Lights
(6) Step Lights
(24) Perimeter Lights
(2) 18" Crystal Waterfalls
Blower
(2) Stainless Exercise Rail
Insulated Cover Ceramic
Swim Lane Tile Ceramic
Water Line Tile 100 s/f
Filter

Swim Side Configuration

- 3 River Jets
- 3 Pumps
- 220V / 50 amp

Spa Side Configuration

- Seating for 4
- (42) Stainless Jets
- 2 Pumps
- 220V / 50 amp



Options & Upgrades



Entertainment & Comfort

Any Temp **Hot** & **Cold** Spa System
 Island Spa Mist System
 Wi-Fi

Colors

Glass Tile Inlay
 Synthawood® Cabinetry

Equipment

Variable Speed Pump Package


Fitness

Swim Pro Pole & Harness
 Underwater Cycle
 Underwater Treadmill


Water Purification

UV Sanitation System

Acrylic Color Options:




Cover Color Options:




Synthawood® Cabinetry Options:




Ceramic Tile Options:



Mayan
Copper




Midnight
Blue



Navy


Glass Tile Upgrades:



Aquamarine




Arctic Blue



Bronze



Silverado



Steel Blue

