

18' & 20' Marathon Dual Temp



Swim Side Configuration

- 3 River Jets
- 4 Pumps
- 33 Therapy Jets
(Seating & Body Massager)
- 220V / 60 amp

Spa Side Configuration:

- Seating for 4
- (24) Stainless Jets
- 1 Pump
- 220V / 50 amp

C410 Portable

90" x 211" x 54"

C411 Inground

90" x 236" x 54"

Capacity:

2300 Gallons

Approximate Weight:

3500 Dry 22,675 Filled

Spa Side Standard Features:

Touchscreen Controls
Blower
Clear View H-100 Ozonator
Underwater Lighting
(2) Lit Crystal Water Spouts
Lit Controls
Lit Jets
(12) Perimeter Lights
Insulated Cover

Swim Side Standard Features:

Touch Screen Topside Controls
Auxiliary Topside Controls
Bluetooth Digital Audio Package
Clear View H-500 Ozonator
Underwater Lighting
(8) Lit Crystal Water Spouts
Lit Controls
Lit Jets
Step Lights
(8) Side Lights
(24) Perimeter Lights
(2) 18" Crystal Waterfalls
Blower in Body Massager
Stainless Exercise Rail
Insulated Cover Ceramic
Swim Lane Tile Ceramic
Water Line Tile 100 s/f
Filter



Options & Upgrades



Entertainment & Comfort

Any Temp **Hot** & **Cold** Spa System

Island Spa Mist System

Wi-Fi

Colors

Glass Tile Inlay

Synthawood® Cabinetry

Equipment

Variable Speed Pump Package

5.5 kw Heater (*Dedicated 30 amp*)

Fitness

Swim Pro Pole & Harness


Underwater Cycle

Underwater Treadmill



Water Purification

UV Sanitation System

Acrylic Color Options:



Cover Color Options:



Synthawood® Cabinetry Options:




Ceramic Tile Options:



Cobalt
Martinique


Glass Tile Upgrades:



Aquamarine




Arctic Blue



Bronze



Silverado



Steel Blue